

COMBOLIFE™ 285DD

RETURNABLE, FOLDABLE IBC
FOR FLUID HANDLING

1155 X 1155 X 1132 MM, 1060L



A highly efficient ComboLife 285 bag-in-box system with a drop-door to facilitate liner bag installation

The ComboLife 285 is a compact, collapsible IBC designed to handle a wide variety of fluid products. It combines the benefits of a rigid returnable container system with the simplicity of disposable products.

Advantages over traditional single trip systems:

- **Substantially reduced cost per trip**
- **Limited use of packaging materials (only the liner bag is disposable)**
- **Hygiene – does not rot or become corroded**
- **Safety – product protection and track-ability**
- **Easy to fill, discharge and transport**
- **Optimal space utilisation – stackable and foldable**

Bottom line benefits

The high performance of this bag-in-box system saves you money and time on transport, handling and storage as well as delivering a number of indirect savings. The system's excellent design guarantees a long lifetime and the safe delivery of the filled product.

Do more with less

The connection between financial and environmentally friendly logistical solutions is getting stronger all the time. ComboLife 285DD gives you the best of both worlds, combining a practical, cost effective distribution system with superior resource efficiency. Its footprint is ideal to minimise transport and storage costs, and being made of plastic, this container eliminates the problems caused by fibre fragments or corrosion.

Thanks to all these advantages, such plastic returnable systems are rapidly becoming the new industry standard.



The access door is opened to facilitate installation of the liner.

Practicality rules!

In designing these IBCs, simple handling was the basic principle which steered product development decisions and led to the creation of a truly ergonomic, user-friendly system. The ComboLife 285DD can be easily handled by only one operator. Compared to traditional systems it is also very simple to maintain and keep clean.



DROP DOOR

The access door is opened to facilitate installation of the liner.



SMOOTH CLEAN SURFACE WITH LABEL AREAS

Smooth surfaces and rounded corners ensure the highest standards of hygiene and safe handling. Special recessed areas are provided for attaching labels with maximum visibility and protection.



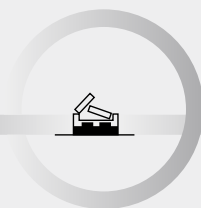
OVERLAPPING SURFACE

The walls and base overlap to protect the liner and help keep the inside of the container clean.



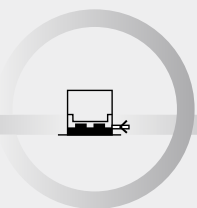
SMOOTH SURFACE

The inside walls have a smooth finish and are designed for maximum hygiene and ease of cleaning. Rinse water can drain away through small holes in the bottom.



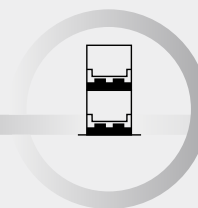
SETTING UP

One person can easily prepare a ComboLife 285DD for use. The walls are easy to raise and lock in place by hand. The liner bag is positioned inside the IBC with the discharge valve clip-locked in place.




FILLING

ComboLife 285DD is compatible with existing filling systems.



STACKING AND STORING

These robust IBCs can be stacked five high. They are weather proof and can be left outdoors for long periods.



SIGHT GLASS

A sight glass is provided to enable quick checking of the fluid content level.



BOTTOM DISCHARGE OPENING

The bottom discharge opening is located below the drop door, lower down than the inside bottom level to ensure maximum discharge performance without manual assistance. A range of glands and valves are available to fit the outlet, which is then covered by a tamper evident cap.



TAMPER EVIDENT LOCKING DEVICE

The strong and lasting locking device is made entirely of plastic. It is easily opened or closed with a sliding motion, and is secured with a tamper evident seal.



WALL LOCKING CLIPS

The clips prevent unintended folding of the container. By moving the clips inwards the walls can easily be folded.



STACK INTERLOCKING

The feet interlock with the aid of stacking ridges on the lid. This helps to secure containers in storage or during transport. The feet are reinforced to carry a load of 5 high stack and to sustain tough fork lift handling.



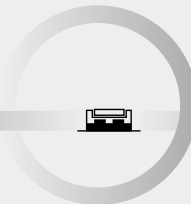
TRANSPORT AND DELIVERY

The containers' compact design maximizes space and payload in all modes of transport. Their low weight compared to most other distribution units means lower transport costs.



DISCHARGING

Discharging product from the flexible ComboLife 285DD liner bag is easy since it expands when filled and contracts when emptied. The bag contains no air so there is no risk of oxidation or skinning.



FOLDING AND RETURNING

Once the liner bag is removed, one operator can unlock the side walls and fold them down. Since the collapsed volume of empty IBC's is significantly reduced, they require little space in storage and deliver substantial cost savings on return freight.



LINER BAG

A wide range of liner bags is available for CL 285DD. The liner is built up by a number of film layers and seam welded together, each layer of a selected material to provide desired performance. To fill and discharge, in- and outlet glands or valves are available in various dimensions and designs.



CONNECTORS

Item no. 4458.350.900
2" camlock m / 2" BSP
Item no. 4458.300.900
2" camlock / 2" hosetail
Various connectors are available. The connectors are attached to a filling or discharge hose with the hose either connected to the filling gland or the discharge valve.



FILLING BRIDGE

Item no. 4461.200.000
Filling bridge CL 285BD 2" sq
Item no. 4461.201.000
Filling bridge CL 285BD 2" hex
The filling gland on the liner bag is connected to a filling bridge for easy filling.



TAMPER EVIDENT SEAL CL 285

Item no. 4420.080.232
TE seal CL 285
The temper evident seal is used to secure the four locking devices of the lid.



TAMPER EVIDENT CAP CL 285

Item no. 4456.000.232
TE cap CL 285
The tamper evident cap secures the discharge area during transport and storage.



EXTERNAL VALVE

Item no. 4458.100.502
Flexi valve 2" camlock
Item no. 4458.110.502
Flexi valve s60 x 6
4458.200.502. Cutter.
The external valve is made from food grade plastic.



DISCHARGE OF LINER BAG

To discharge a liner bag equipped with a gland, a membrane needs first to be cut. This is done with a cutter when an external valve is attached to the gland.



ELBOW SPOUT

Item no. 4458.500.102
Elbow spout 45° s60 x 6

Item No. COMBOLIFE™ CL 285DD	4420.032.502
Outside dim. incl. lid (mm)	1155 x 1155 x 1132
Outside dim. excl. lid (mm)	1145 x 1145 x 1110
Folded height (mm)	467
Drop door	700 x 360
Inside dim. (mm)	1065 x 1045 x 940
Height stacked (mm)	2 high: 2247, 3 high: 3362, 4 high: 4477, 5 high: 5592
Height folded (mm)	2 high: 917, 3 high: 1367, 4 high: 1817, 5 high: 2267, 6 high: 2717
Projected foot area (m²)	1,33
Container capacity (kg)	1400
Tare weight (kg)	88,5
Max load stack (Dynamic)	2977 kg (2 high)
Max load stack (Static)	7442 kg (5 high)
Volume	Internal: 1060 L, External: 1,51 m³
Approximate return ratio	2,5
Functional temp.	-20°C to +40°C
Transportation (folded)	13,40 m Trailer: 110 units, 2 x 7 m: 120 units, 12,5 m: 100 units
Sea container (folded)	20 ft: 50 units, 40 ft: 100 units
Material	Polypropylene, Food contact approved, Fully recyclable



SCHOELLER ARCA SYSTEMS SERVICES B.V.
P.O. Box 176, 7770 AD Hardenberg, The Netherlands
Tel +31 523 28 89 00, Fax +31 523 28 85 66
info.hardenberg@schoellerarca.com
www.schoellerarcasystems.com

Schoeller Arca Systems

Creative solutions for better returns